


19. Ngzŷ IŃ rŃng {qur overall opinion of some foreign countries. What is your overall opinion of [RANDOM ORDER]? Is it very favorable, mostly favorable, mostly unfavorable, or very unfavorable?

L. Israel


| | <u>Very favorable</u> | <u>Mostly favorable</u> | <u>Mostly unfavorable</u> | <u>Very unfavorable</u> | <u>No opinion</u> | <i>Total favorable</i> | <i>Total unfavorable</i> |
|---------------|-----------------------|-------------------------|---------------------------|-------------------------|-------------------|------------------------|--------------------------|
| 2019 Feb 1-10 | 28 | 41 | 20 | 8 | | | |

On a different topic,

21.



Male Female White Non-white 18-34 35-54 55+ College Grad Some College HS Grad or Less




Male Female White Non-white 18-34 35-54 55+ College Grad

GALLUP WORLD AFFAIRS
February 2019
Public Release Data

QN21: Sympathies more with the Israelis or more with the Palestinians BY Total + Gender + Race I + Age + Education + Party I.D. + Ideology

| | | Gender | | Race I | | Age | | | Education | | | Party I.D. | | | Ideology | | | |
|------------------------------|--------------|--------|------|--------|-------|-----------|-------|-------|-----------|--------------|--------------|-----------------|------------|-------------|----------|--------------|----------|---------|
| | | Total | Male | Female | White | Non-white | 18-34 | 35-54 | 55+ | College Grad | Some College | HS Grad or Less | Republican | Independent | Democrat | Conservative | Moderate | Liberal |
| Total | Unweighted n | 1016 | 561 | 455 | 762 | 237 | 182 | 269 | 550 | 469 | 310 | 227 | 338 | 360 | 293 | 420 | 322 | 242 |
| | Weighted n | 1016 | 499 | 517 | 676 | 327 | 265 | 337 | 398 | 332 | 292 | 386 | 319 | 370 | 304 | 410 | 334 | 236 |
| Israelis | | 602 | 323 | 279 | 437 | 160 | 124 | 191 | 277 | 194 | 170 | 235 | 241 | 223 | 132 | 311 | 192 | 92 |
| | | 59% | 65% | 54% | 65% | 49% | 47% | 57% | 70% | 58% | 58% | 61% | 76% | 60% | 43% | 76% | 57% | 39% |
| Palestinians | | 211 | 100 | 110 | 124 | 83 | 78 | 72 | 60 | 91 | 45 | 74 | 37 | 78 | 90 | 44 | 69 | 86 |
| | | 21% | 20% | 21% | 18% | 25% | 29% | 21% | 15% | 27% | 15% | 19% | 12% | 21% | 30% | 11% | 21% | 36% |
| (Both) [VOLUNTEERED] | | 61 | 22 | 40 | 31 | 28 | 13 | 26 | 18 | 15 | 19 | 28 | 8 | 25 | 26 | 15 | 20 | 22 |
| | | 6% | 4% | 8% | 5% | 9% | 5% | 8% | 5% | 4% | 7% | 7% | 3% | 7% | 8% | 4% | 6% | 9% |
| (Neither) [VOLUNTEERED] | | 73 | 35 | 37 | 46 | 27 | 16 | 28 | 29 | 19 | 27 | 26 | 19 | 26 | 26 | 23 | 22 | 23 |
| | | 7% | 7% | 7% | 7% | 8% | 6% | 8% | 7% | 6% | 9% | 7% | 6% | 7% | 8% | 5% | 6% | 10% |
| (DK)/9(BS3.88 49.5 Tf1 T)139 | | 70 | 19 | 50 | 38 | 29 | 35 | 21 | 14 | 13 | 31 | 23 | 13 | 19 | 31 | 18 | 31 | 14 |
| | | 7% | 4% | 10% | 6% | 9% | 13% | 6% | 3% | 4% | 11% | 6% | 4% | 5% | 10% | 4% | 9% | 6% |

COPYRIGHT: 2019, GALLUP, INC.
 FURTHER DISSEMINATION OUTSIDE SUBSCRIBER'S ORGANIZATION BY ANY METHOD IN ANY FORM IS PROHIBITED




Male Female White Non-white 18-34 35-54 55+ College

GALLUP WORST 1 0 0 1 1 0 AFF 1 0 AIR 1 0 ST 1 0 0 1 40.2 32.446 Tm 02976 ET Febru 1 0 ary 911 01 BT 1 0



| | Male | Female | White | Non-white | 18-34 | 35-54 | 55+ | College Grad | Some College | HS Grad or Less | Republican | Independent | Democrat | Conservative | Moderate | Liberal | |
|--------------|------|--------|-------|-----------|-------|-------|-----|--------------|--------------|-----------------|------------|-------------|----------|--------------|----------|---------|-----|
| Unweighted n | 1016 | 561 | 455 | 762 | 237 | 182 | 269 | 550 | 469 | 310 | 227 | 338 | 360 | 293 | 420 | 322 | 242 |
| Weighted n | 1016 | 499 | 517 | 676 | 327 | 265 | 337 | 398 | 332 | 292 | 386 | 319 | 370 | 304 | 410 | 334 | 236 |
| | 423 | 210 | 214 | 329 | 89 | 93 | 131 | 187 | 126 | 139 | 155 | 246 | 121 | 48 | 259 | 114 | 44 |
| | 42% | 42% | 41% | 49% | 27% | 35% | 39% | 47% | 38% | 48% | 40% | 77% | 33% | 16% | 63% | 34% | 19% |
| | 543 | 261 | 282 | 313 | 224 | 162 | 184 | 193 | 187 | 136 | 216 | 58 | 233 | 243 | 131 | 202 | 187 |
| | 53% | 52% | 55% | 46% | 68% | 61% | 55% | 48% | 56% | 47% | 56% | 18% | 63% | 80% | 32% | 61% | 79% |
| | 50 | 29 | 22 | 34 | 15 | 10 | 22 | 18 | 18 | 17 | 14 | 14 | 17 | 13 | 20 | 18 | 5 |
| | 5% | 6% | 4% | 5% | 4% | 4% | 7% | 5% | 6% | 6% | 4% | 5% | 4% | 5% | 5% | 5% | 2% |



Male