

GALLUP NEWS SERVICE

**GALLUP POLL SOCIAL SERIES:
ENVIRONMENT**

-- FINAL TOPLINE --

Timberline: 937008
JT: 274
Princeton Job #: 19-03-005

Jeff Jones, Lydia Saad
March 1-10, 2019

Q.27 (EMPHASIS ON U.S. ENERGY SOURCES) CONTINUED**C. Natural gas**

	<u>More emphasis</u>	<u>Less emphasis</u>	<u>Same as now</u>	<u>No opinion</u>
2019 Mar 1-10 ^	46	19	33	1
2015 Mar 5-8	55	12	32	2
2013 Mar 7-10	65	10	24	2

^ Asked of a half sample

D. Wind

	<u>More emphasis</u>	<u>Less emphasis</u>	<u>Same as now</u>	<u>No opinion</u>
2019 Mar 1-10 ^	70	11	18	1
2015 Mar 5-8	70	14	14	1
2013 Mar 7-10	71	12	16	1

E. Solar power



	<u>More emphasis</u>	<u>Less emphasis</u>	<u>Same as now</u>	<u>No opinion</u>
2019 Mar 1-10 ^	80	7	12	1

28.

(Asked of a half sample)


fuels such as gas, oil and coal in the U.S. within the next 10 or 20 years, in order to reduce greenhouse gas emissions. Would you strongly favor, favor, oppose or strongly oppose establishing policies aimed at

Male



Total

Total	Male	Female	White	Non-white	18-34	35-54	55+	College Grad	Some College	HS Grad or Less	Republican	Independent	Democrat	Conservative	Moderate	Liberal
80%	80%	81%	80%	82%	93%	76%	76%	87%	84%	72%	67%	85%	88%	69%	85%	



		Gender		Race I		Age			Education			Party I.D.			Ideology			
		Total	Male	Female	White	Non-white	18-34	35-54	55+	College Grad	Some College	HS Grad or Less	Republican	Independent	Democrat	Conservative	Moderate	Liberal
		Total	Unweighted n	501	250	251	366	123	87	149	255	212	174	112	155	190	146	197
	Weighted n	505	228	277	334	162	131	171	192	158	146	199	132	205	156	192	165	124
Strongly favor		139	60	78	95	42	49	34	54	67	37	35	11	58	70	26	40	69
		27%	26%	28%	28%	26%	38%	20%	28%	42%	25%	17%	8%	28%	45%	14%	24%	56%
Favor		164	65	100	101	59	52	64	47	43	53	68	38	66	55	36	81	41
							39%	38%	25%	27%	36%	34%	29%	32%	35%	19%	49%	33%
							14	32	49	21	29	47	40	40	17	64	29	3
							10%	19%	26%	13%	20%	23%	31%	19%	11%	33%	18%	2%
							17	32	33	26	22	40	36	32	13	57	14	10
							13%	19%	17%	16%	15%	20%	27%	16%	8%	30%	8%	8%
							-	9	8	1	5	11	6	9	1	10	1	1
							-	5%	4%	0%	4%	5%	5%	5%	1%	5%	0%	1%

